


TECHNICAL SPECIFICATIONS		H404M	H404C
Scrubbing width	mm	450	450
Squeegee width	mm	670	670
Working capacity (per hour)	m ² /h	1400	1400
Detergent solution tank capacity	l	45	45
Recovery tank capacity	l	50	50
Tank material		Polyethylene	Polyethylene
Traction		manual	manual
No./diameter of brushes	no./mm	1/430	1/430
Brush max. pressure	kg	22	20
Brush motor power	no./W	1/600	1/375
Suction motor power	no./W	1/480	1/1000
Vacuum capacity	mm h ₂ O	1280	1700
Voltage	V	24	230
Batteries	Ah	100	-
Electric cable/battery autonomy	H	2-2 1/2	15 m cable
Weight	kg	90	90
Dimensions:			
Length	mm	1045	1045
Height	mm	920	920
Width	mm	420	420



Dulevo, ideas and technology at the service of cleaning and the environment



AUTO SCRUBBER DRYERS



SPRINT LINE



INDUSTRIAL SWEEPERS



STREET CLEANING EQUIPMENT



DULEVO INTERNATIONAL S.p.A.
Hydro- Power Division

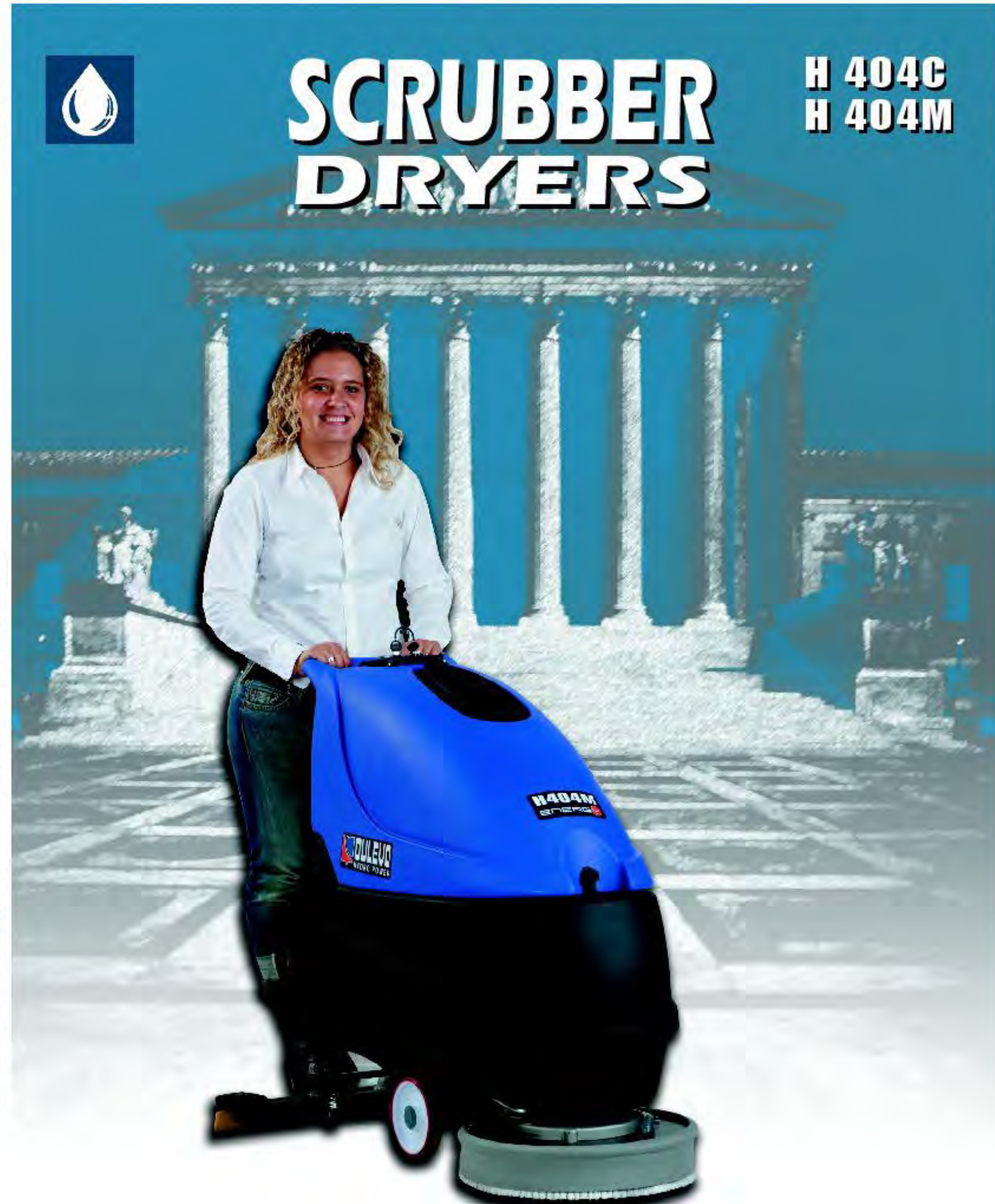
DULEVO INTERNATIONAL spa
 Via G. Guareschi, 1 - 43012 Fontanellato - PARMA - Italia
 Tel. +39-0521-827711 - Fax +39-0521- 827795
 www.dulevo.com - info@dulevo.com

The machine specifications provided in this catalogue are not binding for the company and may be changed at any time and without notice.



SCRUBBER DRYERS

H 404C
H 404M




DULEVO[®]
 HYDRO POWER

404C MANOEUVRABLE 404M COMPACT RELIABLE



Scrubber dryers, models H404C and H404M, with a 45 cm scrubbing width. Available in cable or battery driven version. Vast variety of options including a built in smart battery charger and an assortment of squeegee rubbers and brushes for different surfaces. Models 404C and 404M: user-friendly, simple to use and highly productive.



TANKS

Tanks are made of heavy duty high density polyethylene which is corrosion and shock resistant. Detergent solution tank capacity is 45 litres, whereas recovery tank capacity is 50 litres.

A plug for tank inspection and cleaning is fitted on the recovery tank.

SQUEEGEE

Support adjustments and a squeegee enable the machine to adapt to any surfaces. No special tools are required to replace the tyres. Easy access is guaranteed to the suction filter and motor.

CONTROL PANEL

The control panel has been designed to make machine operation more user-friendly and intuitive. The operator can easily lower the brush and the squeegee using the levers provided.

BATTERY COMPARTMENT

Easy access to the battery compartment is gained by rotating the recovered water tank.

